

# Visioffice<sup>®</sup> April 2014 Software Update



# Visiooffice<sup>®</sup> Software Version 1.9.0

Mid-April, the Visiooffice system will update to the latest software version, **1.9.0**. Improvements in this version include a new Crizal<sup>®</sup> products home page, Crizal<sup>®</sup> Previncia<sup>™</sup> sales aid demo, Optifog<sup>®</sup> technical video, Varilux Comfort<sup>®</sup> frame option, Stylistic<sup>™</sup> wrap lenses demo, and Transitions<sup>®</sup> lenses color option.



## Crizal<sup>®</sup> Products Home Page

The Crizal home page has been updated to include Crizal<sup>®</sup> Previncia<sup>™</sup> as a product and Blue-Violet light protection as one of the medical benefits for eye health.

The screenshot displays a comparison chart for Crizal lenses. At the top, it is divided into 'MEDICAL BENEFITS' and 'VISION BENEFITS'. The 'MEDICAL BENEFITS' section includes 'REDUCES UV REFLECTIONS' (UV) and 'BLUE-VIOLET LIGHT PROTECTION'. The 'VISION BENEFITS' section includes 'REDUCES GLARE', 'RESISTS SMUDGES', 'RESISTS SCRATCHES', 'REPELS DUST', and 'REPELS WATER'. Below this, five lens models are listed with their E-SPF ratings and feature indicators:

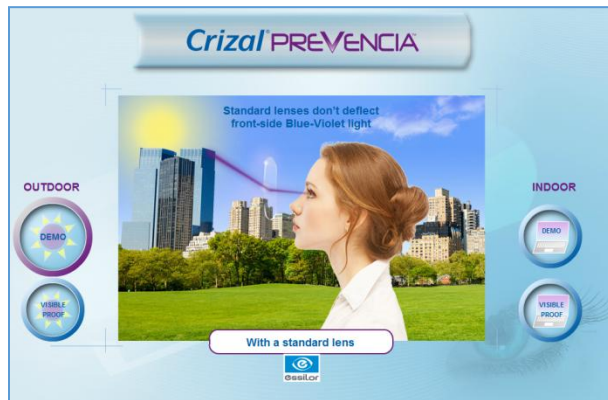
Product	E-SPF	UV	Blue-Violet	Glare	Smudges	Scratches	Dust	Water
Crizal <sup>®</sup> Previncia <sup>™</sup>	25*	●	●	●●●●	●●●●	●●●●	●●●●	●●●●
Crizal Sapphire UV <sup>™</sup>	25*	●	●	●●●●	●●●●	●●●●	●●●●	●●●●
Crizal Alizé UV <sup>™</sup>	25*	●	●	●●●●	●●●●	●●●●	●●●●	●●●●
Crizal Easy UV <sup>™</sup>	25*	●	●	●●●●	●●●●	●●●●	●●●●	●●●●
Crizal SunShield UV <sup>™</sup>	50+*	●	●	●●●●	●●●●	●●●●	●●●●	●●●●

E-SPF and design are trademarks of Essilor International or its subsidiaries in the United States and in other countries. E-SPF is a new global index developed by Essilor, endorsed by independent third parties, measuring the lens' UV protection excluding direct eye exposure from around the lens. E-SPF of 25 means the wearer is 25 times more protected than without any lens. With clear 1.5 plastic, E-SPF of 10.

Legend: Premium ●●●●, Excellent ●●●●, Good ●●●●, N/A ●●●●

# Crizal® Prevenica™ Sales Aid Demo


To help with understanding the benefits of Crizal Prevenica, a new demo has been added in this update. For both indoor and outdoor situations, the **Demo** buttons take the user to animations that explain the product's benefits. The **Visible Proof** buttons show a video of a woman wearing lenses with Crizal Prevenica.



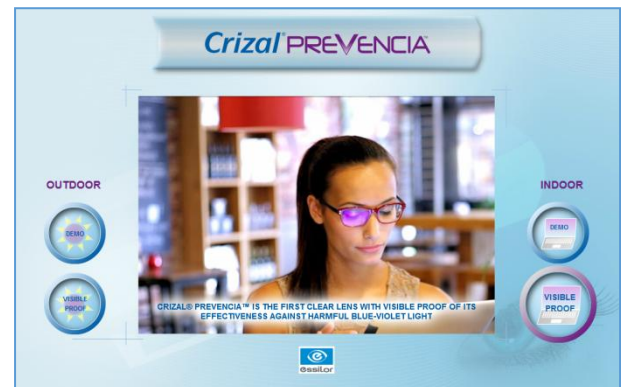
*Outdoor Demo screen*



*Outdoor Visible Proof screen*



*Indoor Demo screen*



*Indoor Visible Proof screen*

# Optifog® Technical Video



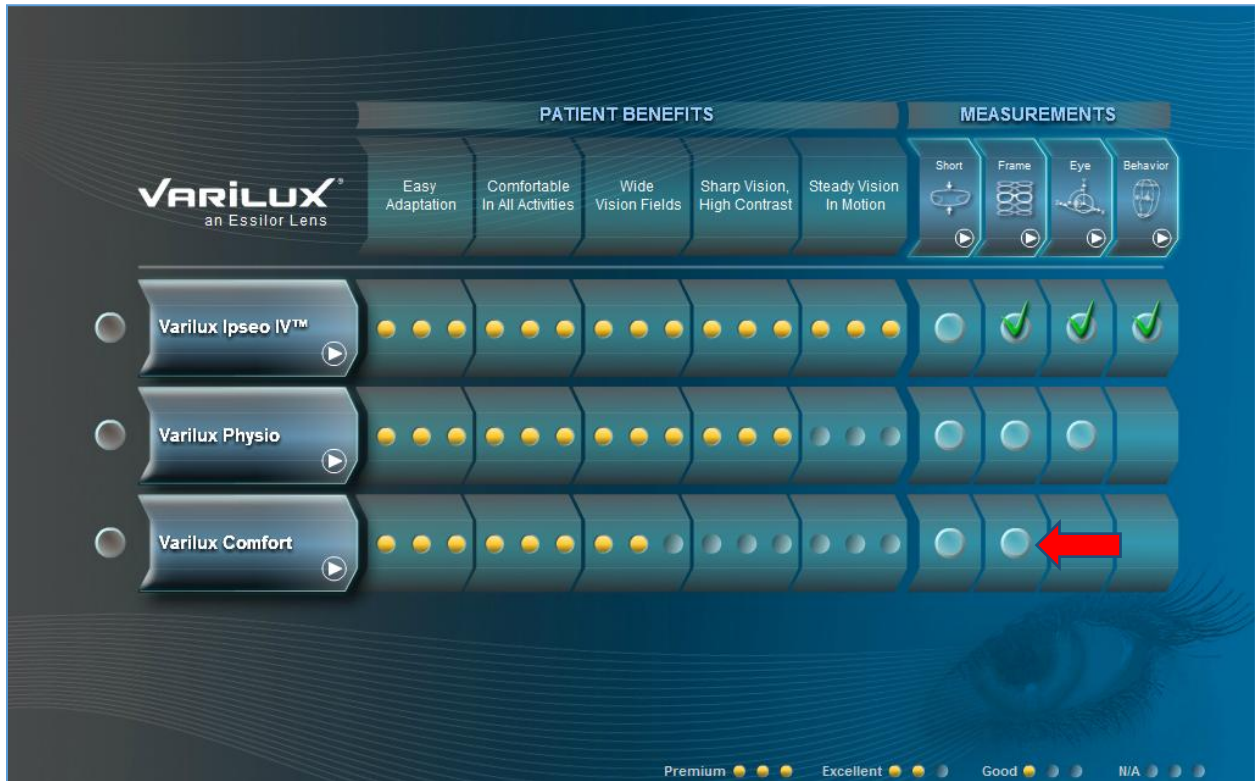
A technical video has been developed for Optifog to explain how the product works and show patients how to use the new Optifog Activator Cloth. When viewing the Crizal with Optifog demo screen, there is a new button in the bottom lower corner that says **View the Demonstration**. Clicking this will open the video which lasts for one minute.

To close the video, use the **Close the Demonstration** button in the lower right corner of the video screen. Without closing or hitting the **back** button, the demo will loop.



# Varilux Comfort<sup>®</sup> Frame Option

A frame option button has been added to the Varilux<sup>®</sup> page for the Varilux Comfort.



# Stylistic™ Wrap Lenses Demo

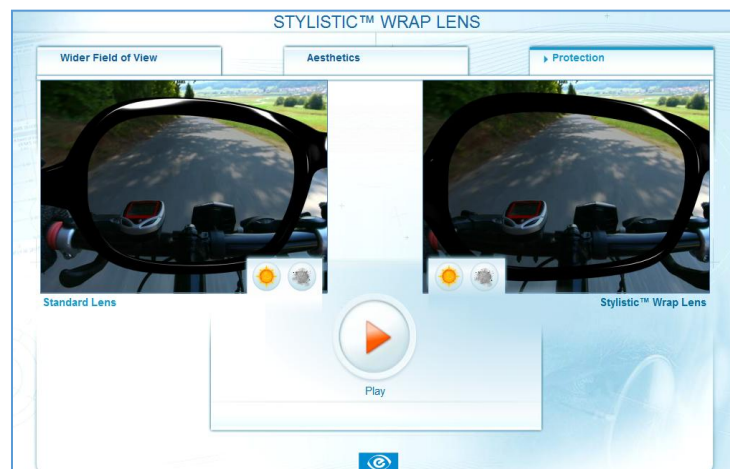
Now when you look under the sunwear section of the demos, you'll find our new **Stylistic™ wrap lens** demo. This demo helps show the vision and cosmetic benefits of Stylistic™ lenses as opposed to standard single vision or standard progressive lenses.



*Wider Point of View screen*



*Aesthetics screen*



*Protection screen*

# Transitions® Lenses Green

With this update, patients can demo the new Transitions® lenses **green** color option in addition to the brown and gray options.



---

## How Do I Get The Update?

It's easy! Once available, the Visioffice system will **automatically begin downloading** the installation package via your active internet connection. Once the software download has completed, a **notification will appear** on the touch screen to guide you through finalizing the software installation. Once this process has completed, you may **open the Visioffice® software** and have access to these new features.

If your Visioffice is not connected to the internet, you will be required to contact the Visioffice Equipment Group to arrange for an offline installation.

## Learn More

More information about the Visioffice system and its features can be found online at [www.EssilorVisioffice.com](http://www.EssilorVisioffice.com).

For any technical issues regarding your Visioffice system, please contact the **Visioffice Equipment Group** at **(877) 457-3760**, or via email, at [visioffice@essilorusa.com](mailto:visioffice@essilorusa.com).



[/VisiofficeUSA](#)



[/VisiofficeUSA](#)



[/VisiofficeUSA](#)